

# Sydney Row

## SPIKE ISLAND

APPROXIMATE FLOOR AREA  
107.9 SQM / 1161 SQFT

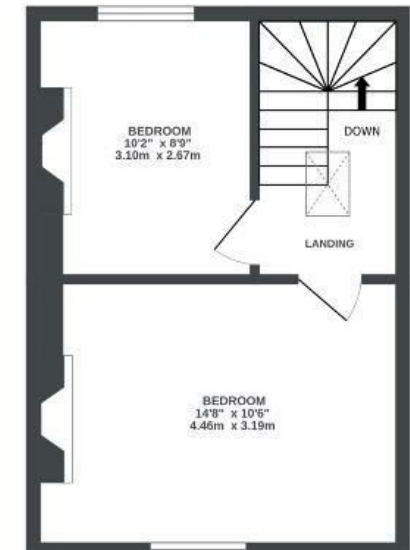
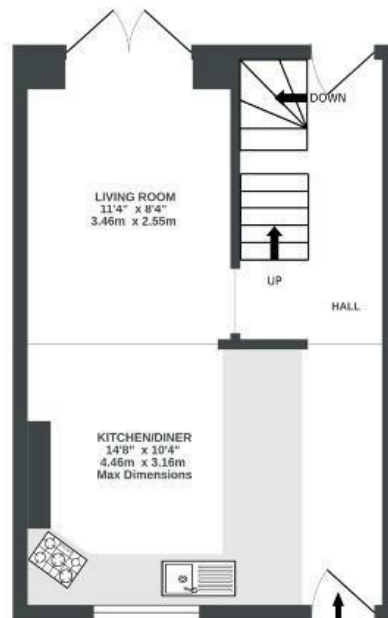
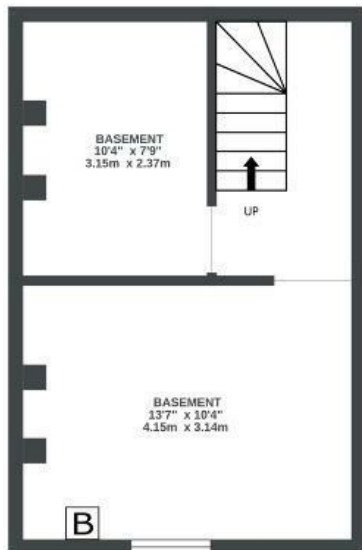


**BASEMENT**  
277 sq.ft. (25.7 sq.m.) approx.

**GROUND FLOOR**  
310 sq.ft. (28.8 sq.m.) approx.

**1ST FLOOR**  
287 sq.ft. (26.7 sq.m.) approx.

**2ND FLOOR**  
287 sq.ft. (26.7 sq.m.) approx.



Illustrations are for reference purposes only, measurements are approximate, not to scale.

**Boardwalk**

# Sydney Row

SPIKE ISLAND, BRISTOL



£490,000



3 Bedrooms



BS1 6UU



1 Bathrooms

*"We love living right by the harbourside, perfect for strolls and sunny pints at the many great pubs close by. Most days, I'll do the short walk to Wapping Wharf to get a coffee and a pastry whilst trying to get the baby to sleep. The other direction from our house you can walk to Leigh Woods and Ashton Court if you need an escape from the city".*

